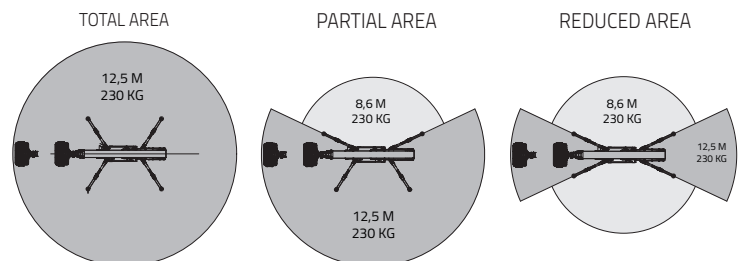
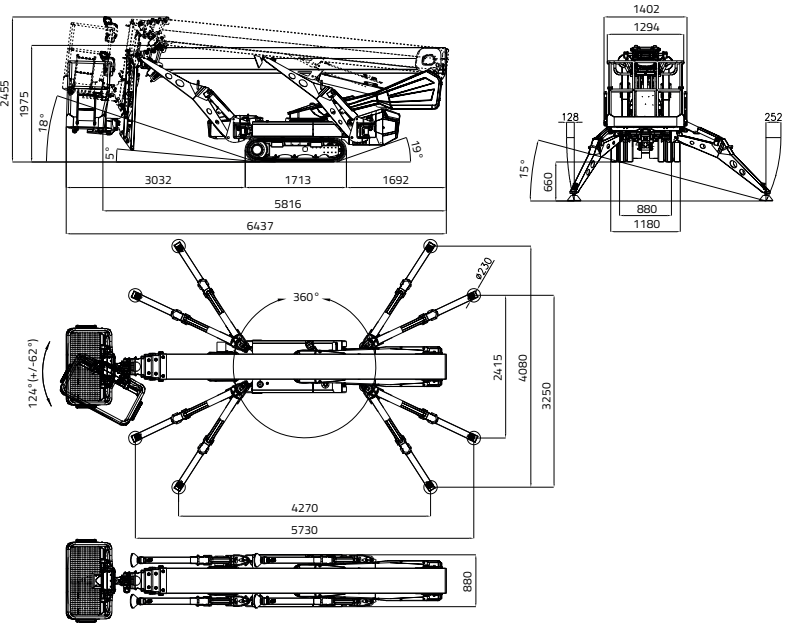
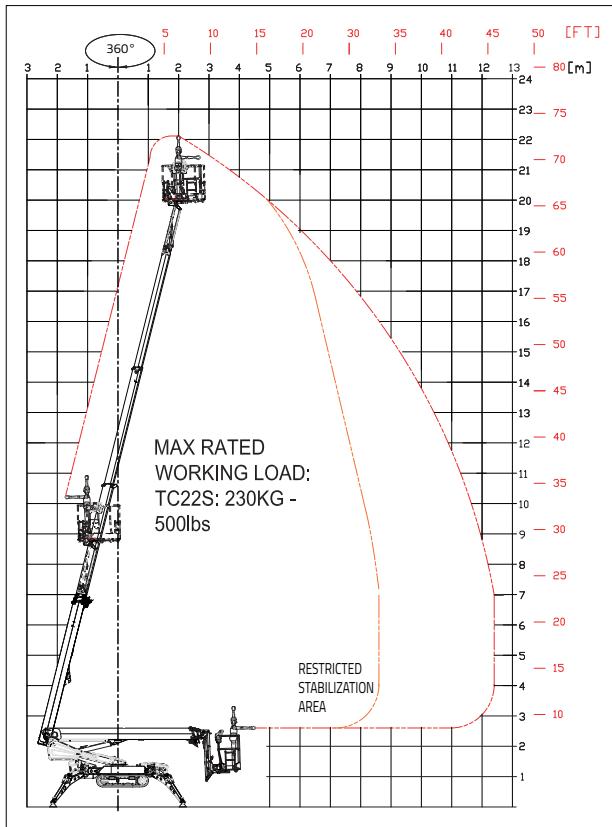


TeleCrawler22S

CAPACITY 230 KG
(2 persons 80x2=160 kg + tool box 70 kg)



22 m



12,4 m



6,44 m



5,82 m



1,98 m



1480x610xh.1100 mm
DSE (Dual Side Entry)



124° (+/-62°)



880 - 1180 mm



Total area 4080 x 4270 mm
Reduced area 2415 x 5730 mm
Partial area 3250 x (4270/5730) mm



Automatic set up system IIS std.



Remote control



GPRS-GPS



R.A.H.M.



Lithium-ion battery pack
6,1 kWh



Bi-energy (Diesel + Lithium-ion battery pack)
3,5kW 48V

TeleCrawler22S



DIESEL ENGINE

BrandKUBOTA
 TypeZ602
 Pistons no. and displacement
double-cylinder 599 cm³
 Max gross power
 14,5 HP - 10,8kW @ 3200 rpm
 Electrical start..... 12 volt

LITHIUM-ION SYSTEM

Lithium-ion powered.....6,1 kWh
 Onboard battery charger.....
 220V o 110V +-30V 50-60 Hz
 Autonomy 4-5 h
 Recharge time on flat batteries
4 h (indicative)
 Recharge time to 80% on flat batteries.....
 2 h (indicative)

ELECTRIC MOTOR

Standard 230V / 50 Hz - 2,2 kW
 Optional 110V / 50 Hz - 2,2 kW

TRACKED UNDERCARRIAGE

Track tensioner grease-filled
 Rollers no. per side 3 + slide

WEIGHT MACHINE Diesel 3290 kg
 WEIGHT MACHINE Lithium-ion 3225 kg
 WEIGHT MACHINE Bi-energy 3300 kg

MAX WIND SPEED 12,5 m/s